

**Connect All Conductor Types  
Without Tools – at Once**




## **221 Series Inline Splicing Connectors with Levers**



WAGO Kontakttechnik GmbH & Co. KG  
Postfach 2880 · D-32385 Minden  
Hansastraße 27 · 32423 Minden  
Phone: +49 (0)571/887- 0  
Fax: +49 (0)571/887-169  
Email: [info@wago.com](mailto:info@wago.com)  
Online: [www.wago.com](http://www.wago.com)



604371-40 · 9970-0966/02/21-2411/0000-0002 · Beileger Musterbeutel 221-2411 DGV 4mm² EN  
11/2020 · Subject to design changes



# Technical Details



Inline splicing connectors inserted in a mounting carrier (3x) with and without strain relief


Inline Splicing Connector with Levers			
0.2 ... 4 mm <sup>2</sup>		450 V / 4 kV / 2	
0.2 ... 2.5 mm <sup>2</sup>		32 A	
Description	Item No.	PU	
Inline splicing connector, 1-pole, 4 mm <sup>2</sup> (max.)	221-2411	60	

Inline Splicing Connector with Levers for 12 AWG (North America)			
0.2 ... 4 mm <sup>2</sup>		450 V / 4 kV / 2	
0.2 ... 2.5 mm <sup>2</sup>		32 A	
0.34 ... 4 mm <sup>2</sup>			
Description	Item No.	PU	
Inline splicing connector, 1-pole, 12 AWG (max.) / 4 mm <sup>2</sup>	221-2401	60	

Continuous operating temperature: 105 °C (max.)  
Surrounding air temperature: 85 °C (T85) (max.)



## Application Examples



Now available from your electrical wholesalers

info@wago.com – [www.wago.com/221-Inline](http://www.wago.com/221-Inline)

WAGO is a registered trademark of WAGO Verwaltungsgesellschaft mbH.

## Accessories

### Mounting Carrier with Strain Relief



For Screw Mount		With Snap-In Foot	
1x	221-2501	1x	221-2511
2x	221-2502	2x	221-2512
3x	221-2503	3x	221-2513
4x	221-2504	4x	221-2514
5x	221-2505	5x	221-2515

### Mounting Carrier without Strain Relief



For Screw Mount		With Snap-In Foot	
1x	221-2521	1x	221-2531
2x	221-2522	2x	221-2532
3x	221-2523	3x	221-2533
4x	221-2524	4x	221-2534
5x	221-2525	5x	221-2535