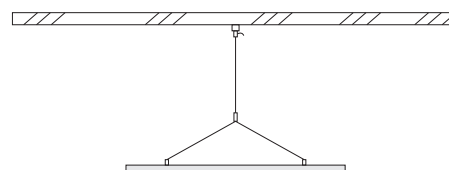
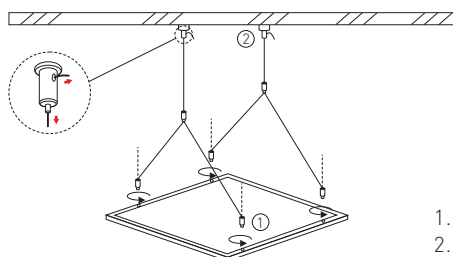


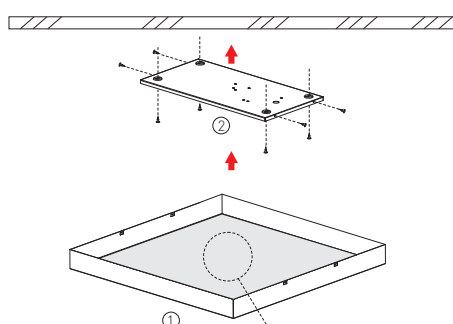
Plano Low LED mounting instructions

Nedhengt montasje

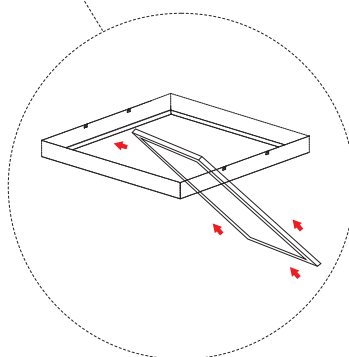


1. Fixing the suspended kit 1 to LED panel.
2. Fixing the suspended kit 2 to the ceiling.
3. Fixing the panel to suspended kit 2, with help of stainless cable.

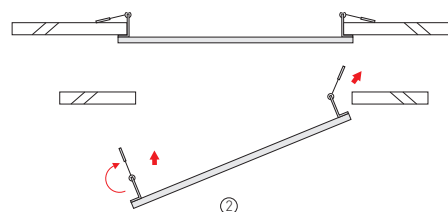
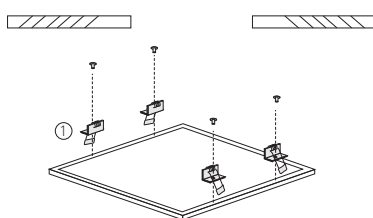
Utenpåliggende montasje



1. Fixing the panel to frame 1.
2. Fixing the frame 2 to the ceiling.
3. Fixing frame 1 with the panel to frame 2.



Innfelt montasje



1. Fixing the spring to LED panel.
2. Fixing the panel to the ceiling, with help of spring.

Armatør	Hullmål
600x300	580x280mm
600x600	580x580mm
1200x300	1180x280mm