




Type
T2

I _{max} : 40 kA

U _p : 1,25 kV
System
TT/TN-C/TN-S: 230/400 V

IEC 61643-11 EN 61643-11

Type 2 SPD's are designed to discharge the currents generated by indirect lightning strikes causing induced or conducted overvoltages on the power distribution network.

They are characterized by an 8/20μs waveform (I_{max}). Higher is the I_{max}, more powerful they are.

They are installed in the main distribution switchboard but also in sub-distribution board.

They have a low residual voltage U_p often compatible with the withstand voltage of the equipment to protect. If this is not the case or the cable length to the equipment is longer than 10m, another level of coordination with OVR T2-T3, OVR T3 will be needed.

- Din rail mounting
- Pluggable
- Excellent technical features
- Improved safety
- Pro M compact design
- Back up protection up to 125 A Fuse or Mcb



CHARACTERISTICS

Key characteristics			
Protection mode			L-N/L-PE/N-PE
Number of protected lines			1
Test class			II
Integrated thermal disconnector			Yes
End of life indicator			Yes
Safety reserve			No
Electrical characteristics			
Nominal discharge current	I_n (8/20)	kA	20
Maximal discharge current	I_{max} (8/20)	kA	40
Impulse current	I_{imp} (10/350)	kA	2
Maximal continuous operating voltage	U_C	V	275
Maximal continuous operating voltage d.c	$U_{C\,d.c}$	V	350
Type of current / frequency		Hz	a.c. 47-63
Voltage protection level at I_n	U_p (L-PE)	kV	1,25
Voltage protection level at I_n	U_p (L-N)	kV	1,25
Voltage protection level at I_n	U_p (N-PE)	kV	-
Short circuit withstand	I_{SCCR}	kA	100
Total current	I_{TOTAL}	kA	40
Follow current interrupted	I_{fi}	kA	- / -
Ground residual current	I_{PE}	μA	<70
TOV withstand (L-N : 5s / N-PE : 200 ms)	U_T	V	337 / -
Voltage Combination Wave	U_{OC}	kV	20
Required thermal/back up protection			
Curve B or C Circuit breaker		A	≤ 125
gG - gL fuse		A	≤ 125
Comments			
Mechanical characteristics			
Dimensions	H x W x D	mm	88x17.8x58
Wire range : Solid wire		mm ²	2.5 ... 35
Wire range : Stranded wire		mm ²	2.5 ... 25
Stripping length		mm	12.5
Packing quantities		piece	Per 1
Miscellaneous characteristics			
Maximal altitude		m	2 000
Weight		g	120
Response time		ns	<25
Fire resistance according to UL 94			V-0
Replacement cartridges			
Phase / Product ID	OVR T2 40-275 C QS		2CTB803876R1000
Neutral / Product ID	-		-

