




WLAN Management **Solution**

The **Neutron Series**

The EnGenius Neutron Series of WLAN management products can be mixed and matched to create ideal wireless connectivity solutions for hotels, resorts, high schools, universities, corporate campuses, sports stadiums and arenas and for other companies and organizations. You will now be able to manage larger amounts of clients with the Neutron Series.

This is a scalable solution for operations that occupy large properties and that need to deploy, monitor, and manage numerous EnGenius Neutron Series Wireless Access Points from one simple and accessible browser-based software platform. Neutron Series Controller Switches can support any small number of Neutron Series Wireless Access Points to several hundred depending on the number of Neutron Series Switches in the network.



Configure and Manage Multiple Access Points and PoE+ Switches from the Convenience of Your Desktop

- Each Neutron Series WLAN Management Switch is a Wireless Network Controller.
- The Controller interface of the switch discovers and gives IT managers visibility to all of the Neutron Series Access Points and enables APs to be grouped into clusters with the same settings and policies.
- Each Neutron Switch also indicates when new Access Point firmware is available from the EnGenius server that can be upgraded to them with just one click.
- The embedded Controller interface lets IT managers monitor wireless network traffic per Access Point, optimize coverage, apply SSID-to-VLAN tagging and much more.



Manage Multiple Network Sites from One Central Location

- EnGenius **NAVIGATOR** (a free download for Windows OS computers) lets IT managers manage multiple sites no matter where you are - ideal for Managed Service Providers, VARs, and System Integrators.
- Instantly see, access, and manage every Neutron WLAN Management Switch and Access Point in your entire network - even multiple sites with EnGenius Navigator.
- Makes scaling each network incredibly easy.

Auto AP Discover and Provisioning

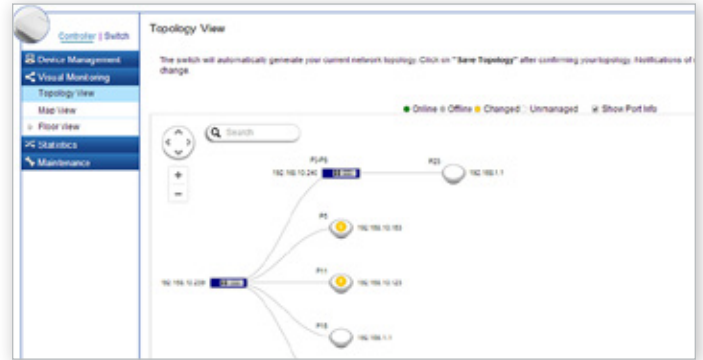
EnGenius Neutrons Series APs can be auto discovered and provisioned. This means once your APs are connected to the Neutron Switch, it is automatically synced with your system. No more manual work to find an on your network to find and provision an Access Point.





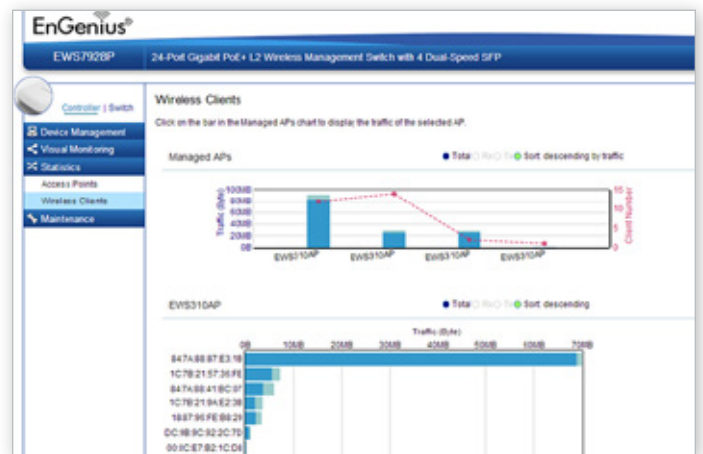
Wired and Wireless Network Management Reporting

Reporting gives IT managers, Managed Service Providers and other network administrators real time or historical visibility of the traffic being handled by the deployed Neutron Series Access Points or Controller Switches, so they can identify any breaches in security, or any abnormalities in the wireless network or any particular client device that may be using an inordinate amount of bandwidth— so they can modify device or cluster policies or make necessary changes to the network topologies to serve clients better.



Statistics View for Access Points or Wireless Clients

Gives IT managers, Managed Service Providers and other network administrators realtime or historical visibility of the traffic being handled by the deployed Neutron Series Access Points, so they can identify any breaches in security, or any abnormalities in the wireless network or any particular client device that may be using an inordinate amount of bandwidth — so they can modify device or cluster policies or make necessary changes to the network topologies to serve clients better.



With 802.11r, real time roaming is now available

No more dropped signals in the vicinity of your deployment. Ideal for:

- Warehouse workers scanning and capturing barcode information.
- Employees on Wi-Fi phone calls while walking to meetings on another part of a corporate campus.
- Healthcare professionals capturing patient information on mobile devices.
- Security personnel who need uninterrupted video surveillance on a mobile device when making their way to the location of an incident.



Comprehensive Network & Device Security

EnGenius has you covered when it comes to security. With new features like rogue AP detection and e-mail alert, attacks on your network infrastructure can be detected and network hacks can be avoided. Real time wireless invasion monitoring is enabled so network administrators have the upper hand and provide immediate action to avoid security threats.



Rapidly Expensive Not Enterprise Expensive

At price points that won't break the bank, EnGenius Neutron solution now has the capability to manage and control over 1,000 devices and 10,000 users. Neutron is easily scalable and easy to use compared to other expensive solutions out there. This EnGenius competitive price/performance alternative gives VARs and System Integrators the ability to provide a scalable and expansive network for much less than other brands while providing to their customers more service offerings and still keeping within a client's total budget.



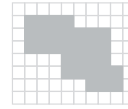
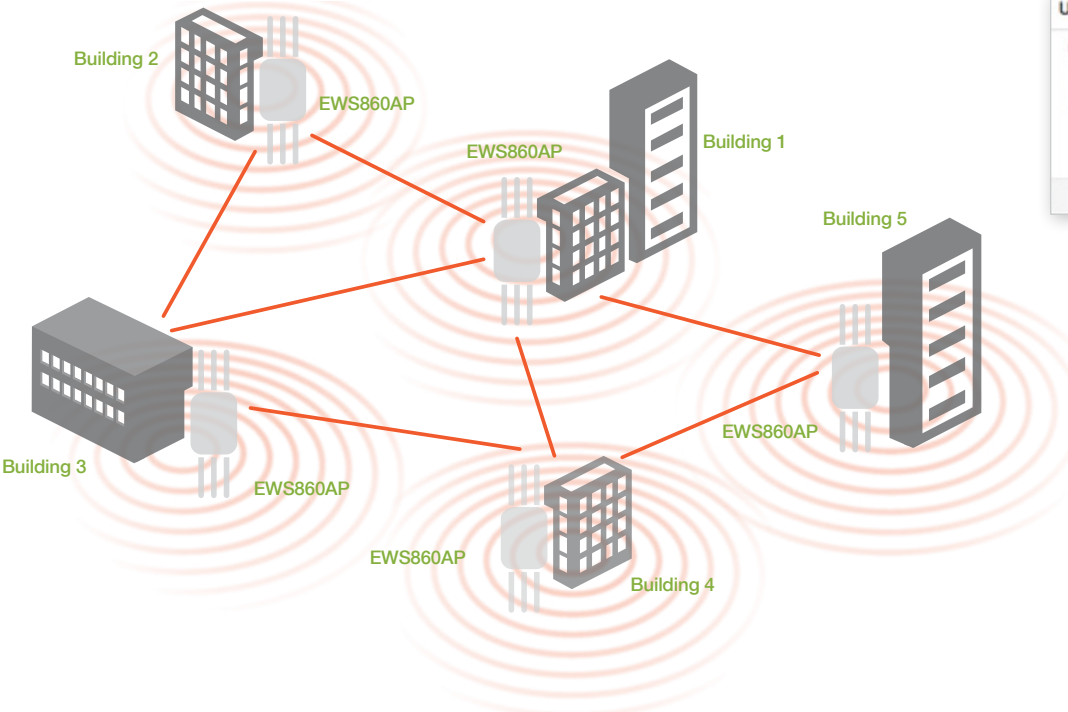
Client Finger Printing

With Client Fingerprint now an option on EWS, even more detail about active clients such as the name of the device, the operating system being used and IP address of client devices can be displayed. This makes tracking and identifying active clients easier for network administrators.



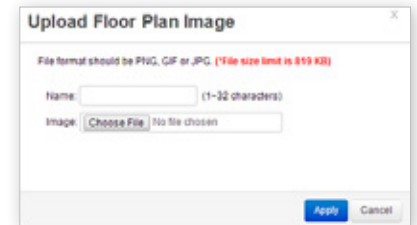
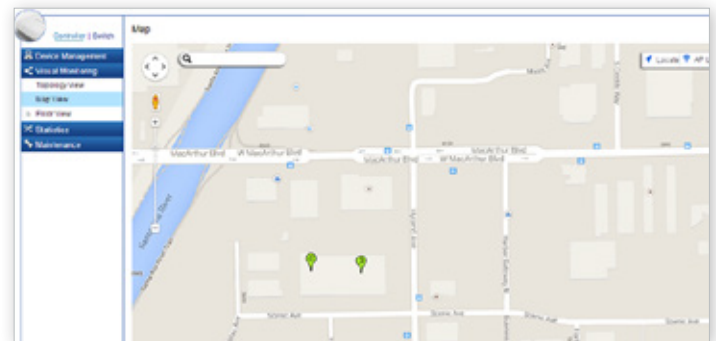
Mesh Mode (Available through future firmware upgrade)

- Provides self-organizing, self-healing, redundant and robust connectivity for wireless clients in the network.
- Activating mesh can help to lower deployment costs when running Ethernet cabling is not practical.
- Access Points can be used as the central connection hub for station or clients that support IEEE 802.11 a/b/g/n network.

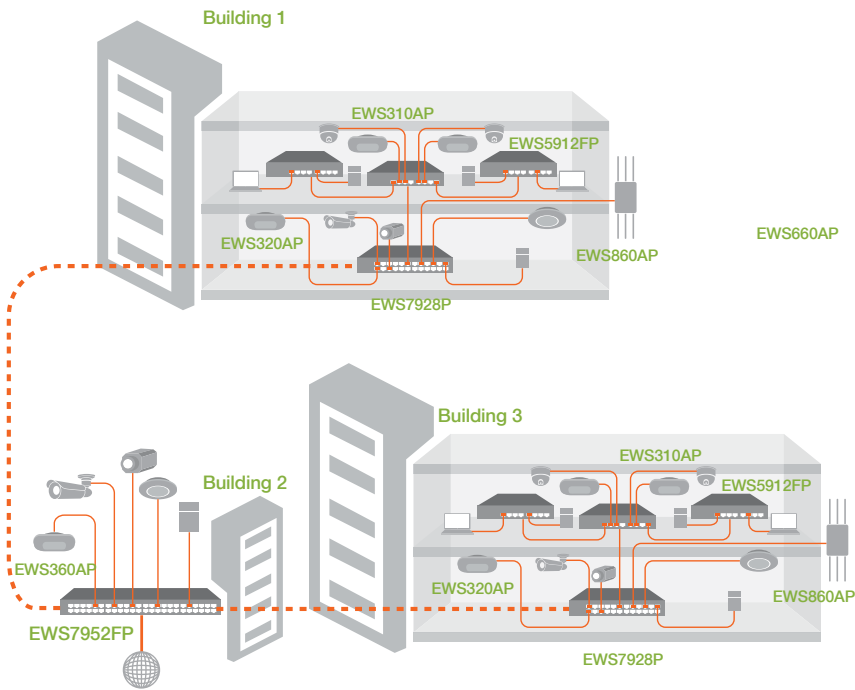


Easy-to-Find and Manage Specific Access Points with Floor Plan & Map Views

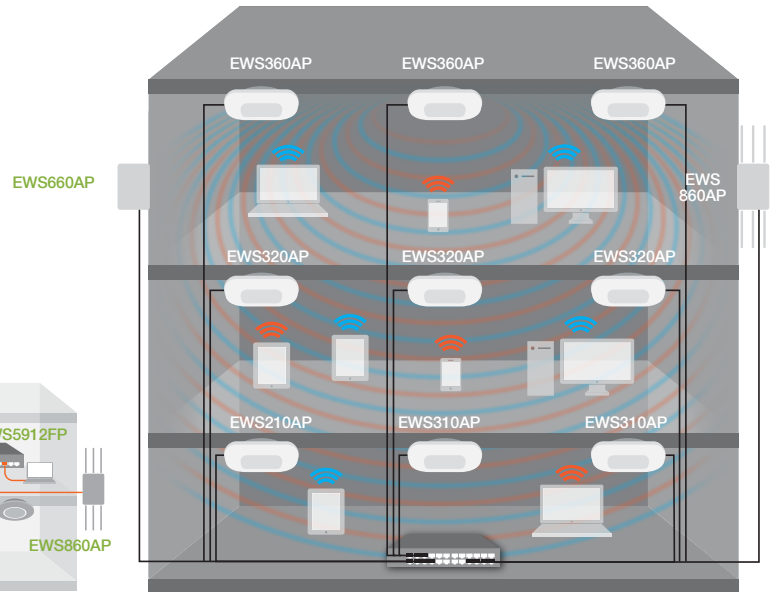
- The Controller interface includes two easy-to-use tools to view a Neutron WLAN Management deployment.
- Map View lets IT managers drag and drop a marker representing a Neutron Series Access Point registered to a Neutron Series Switch onto a building within a campus topology.
- In Floor Plan View an office or facility floor plan can be uploaded to the Controller interface so that IT managers can drag and drop Access Point markers to their approximate locations.
- Then an AP can quickly be selected to monitor traffic, to review historical data, reconfigure its settings, upload its firmware and more.



Multi-Building / Campus Scenario



Managed Access Points in Multi-Floor Building Scenario



Neutron Series WLAN Management Controller Switch
(Supports up to 20 or 50 APs)

2.4 GHz 5 GHz



You Have the Power. You're In Total Control

- Neutron Series Switches are Layer 2 Managed PoE+ Switches
- Ideal for Access Points and IP Surveillance Cameras that need to be positioned where power outlets may not be readily available.
- Available in 8-port, 24-port and 48-port models each Neutron Series Switch offers Gigabit Ethernet ports with IEEE802.3at/af PoE+ support, as well as SFP slots for longer fiber uplinks.
- Can deliver up to 30 watts per port over connected Ethernet cables to power devices like Wireless Access Points, IP Cameras, and VoIP (Voice-over-IP) Phone Systems.
- Since many PoE client devices don't require a full 30 watts of power, each Switch's management interface lets network administrators allocate just the amount of wattage they need per port to power specific PoE client devices to conserve as much of total PoE budget as possible.
- Adding more Neutron Series Switches to the network gives administrators the ability and versatility to substantially and rapidly scale their networks and to provide just the right Neutron Series Switch necessary to provide wireless connectivity or surveillance in a part of the network previously unserved.

1-Click Access Point Firmware Updates

Each Neutron Switch's Controller interface also posts a list of newly released Access Point firmware versions by AP model that it discovers from the EnGenius server to upload to deployed Neutron APs. This helps to streamline the upgrade process and ensure that Neutron Access Points are always up-to-date.



How Band Steering Optimizes Network Traffic Load

- When wireless networks experience excessive traffic, users may be inconvenienced by slower file transfers and frequent video buffering especially on the 2.4 GHz band.
- Neutron Series Access Points include a Band Steering option which when applied in the browser-based interface, automatically shifts the connection of Dual-Band client computers, tablets, smart phones and other devices to the 5 GHz band where there is less traffic and more available RF channels.
- This leaves Single-Band 2.4 GHz (802.11b/g/n) clients to operate in the 2.4 GHz band that with Band Steering activated becomes less congested.



Access Point Radio Frequency Management

Wireless Settings

General Settings

Wireless Radio Settings

Country: Please select a country code.

	2.4GHz	5GHz
Wireless Mode:	802.11 b/g/n Mixed	802.11 a/n Mixed
Channel HT Mode:	20/40MHz	40MHz
Extension Channel:	Upper Channel	Upper Channel
Channel:	Auto	Auto
Transmit Power:	Auto	Auto
Client Limits:	127 (1-127, 0 means no limit)	127 (1-127, 0 means no limit)
Data Rate:	Auto	Auto
RTS/CTS Threshold:	2346 (1-2346)	2346 (1-2346)
Aggregation:	<input checked="" type="radio"/> Enable <input type="radio"/> Disable 32 Frames (1-32) 50000 Bytes(Max) (2304-65535)	<input checked="" type="radio"/> Enable <input type="radio"/> Disable 32 Frames (1-32) 50000 Bytes(Max) (2304-65535)

WLAN Settings - 2.4GHz

WLAN Settings - 5GHz

Establishing Separate SSIDs

Each Dual Band Neutron Series Access Point is capable of providing 8 separate SSIDs per frequency band and (16 total) each SSID can be tagged to an established VLAN on the network.

Wireless Settings

General Settings

Wireless Radio Settings

WLAN Settings - 2.4GHz

ID	Status	SSID	Security	Encryption	Hidden SSID	Client Isolation	VLAN Isolation	VLAN ID
1	Enable	EnGeniusE8BA1D_1-2.4GHz	None	None	No	No	No	1
2	Disabled	EnGeniusE8BA1D_2-2.4GHz	None	None	No	No	No	2
3	Disabled	EnGeniusE8BA1D_3-2.4GHz	None	None	No	No	No	3
4	Disabled	EnGeniusE8BA1D_4-2.4GHz	None	None	No	No	No	4
5	Disabled	EnGeniusE8BA1D_5-2.4GHz	None	None	No	No	No	5
6	Disabled	EnGeniusE8BA1D_6-2.4GHz	None	None	No	No	No	6
7	Disabled	EnGeniusE8BA1D_7-2.4GHz	None	None	No	No	No	7
8	Disabled	EnGeniusE8BA1D_8-2.4GHz	None	None	No	No	No	8

WLAN Settings - 5GHz

Advanced Settings

Apply

SSID Config

Basic Setting

Enable SSID: Enable Disable

SSID: EnGeniusE8BA1D_1-2.4GHz (1-32 characters)

Hidden SSID: Enable Disable

Client Isolation: Enable Disable

VLAN Isolation: Enable Disable

VLAN ID: 1 (1-4094)

Traffic Shaping

Enable Traffic Shaping: Enable Disable

Download Limit: 100 Mbps (1-100)

Upload Limit: 100 Mbps (1-100)

Fast Roaming

Enable with WPA2 or WPA3 based enterprise security: Enable Disable

Enable Fast Roaming: Enable Disable

Security

None No Authentication

Save Cancel

The Neutron Series WLAN Management Solution Features



Managed Gigabit PoE+ Capabilities



Mesh Mode (Available Soon)



Auto AP Discover and Provisioning



Monitor Your Business When You're Away



Wired and Wireless Network Management and Reporting



Wireless Coverage Display



802.11k/r Fast Roaming



Kick/Ban Clients



Rapidly Expansive Not Enterprise Expensive



Controller Event Log



Client Fingerprinting



AP LED On/Off



Comprehensive Security



IP Cam Topology



Rogue AP Detection



Day or Night Business Surveillance



Floor Plan and Map Views



One-Click Firmware Upgrade



Email Alert

Complete Line of the Neutron Series Products

MODEL #	DESCRIPTION
EWS210AP	Single Band 2.4 GHz Indoor Managed Access Point
EWS300AP	Single Band Wireless 2 x 2:2 Managed Indoor Access Point
EWS310AP	Dual Band 11n 2 x 2:2 Indoor Managed Access Point
EWS320AP	Dual Band 11n 3 x 3:3 Indoor Managed Access Point
EWS360AP	11ac Dual Band 3 x 3:3 Indoor Managed Access Point
EWS500AP	Single Band 11n Wall Mount Wireless Managed Access Point
EWS510AP	Dual Band 11n Wall Mount Wireless Managed Access Point
EWS600AP	Single Band 11n 2 x 2:2 Outdoor Wireless Managed Access Point
EWS660AP	11ac Dual Band Outdoor Managed Access Point with Integrated Antennas
EWS860AP	11ac Dual Band 3x3:3 Outdoor Managed Access Point with External Antennas
EWS5912FP	8-Port PoE+ Controller Switch (130W), Managed up to 20 APs
EWS7928P	24-Port PoE+ Controller (185W), Managed up to 50 APs
EWS7928FP	24-Port PoE+ Controller (370W), Managed up to 50 APs
EWS7952FP	48-Port PoE+ Controller (740W), Managed up to 50 APs



EnGenius Wall Mount Access Points

EnGenius EWS500AP/EWS510AP is a wall mount access point designed to be installed onto any standard wall junction box, providing not only wireless, but also PoE and phone connectivity from a single device. By using the existing cabling system present in a building, the access point is ideal for offering in-room wired and wireless network access in hotel rooms, universities dormitories, classrooms and hospitality environments.

Compare



(Available in March 2015)



(Available in March 2015)

Indoor Managed Access Points	EWS510AP	EWS500AP
Standards	802.11a/b/g/n	802.11b/g/n
Frequency	2.4 & 5 GHz	2.4 GHz
2.4 GHz Max. Data Rate	300 Mbps	300 Mbps
5 GHz Max. Data Rate	300 Mbps	N/A
Radio Chains/Streams	2 x 2:2	2 x 2:2
RF Output Power (2.4 GHz)	TBD	TBD
RF Output Power (5 GHz)	TBD	N/A
Ethernet Ports	1 x Gigabit Port 4 x Fast Ethernet Ports	1 x Gigabit Port 4 x Fast Ethernet Ports
Power over Ethernet	802.3af/at	802.3af/at
Power Consumption (Peak)	TBD	TBD
Integrated Antenna	2.4 GHz: 2 x 2 dBi 5 GHz: 2 x 3 dBi	2 x 2 dBi
Chassis	Wall Mount	Wall Mount

Common Key Features

Managed AP Mode Features

- Access Point Mode / Mesh AP Mode* (with Controller Interface)
- Sectorized 3D Antenna (select models)
- Dynamic Channel Optimization
- Guest Network
- Band Steering
- Fast Handover
- Fast Roaming
- Supports connectivity of up to 100+ users**
- WEP, WPA-PSK, WPA2-PSK, WPA-PSK Mixed, WPA-Enterprise, WPA2- Enterprise, WPA-Mixed Enterprise
- 16 SSIDs (8 SSIDs per frequency band)
- Wireless Traffic Shaping
- 802.1q VLAN
- QoS
- IPv6
- Spanning Tree Protocol (STP)
- SSID to VLAN Mapping
- SNMP
- CLI/SSH/Https
- VLAN Isolation
- Client Isolation
- Ping Test/Traceroute Test/Speed Test

Other Features for Stand-alone Mode

- Email Alert
- WiFi Scheduler
- Auto Reboot
- Date and Time Settings
- LED Control
- SYSLOG
- SNMP v1/v2c/v3
- Wireless MAC Filter
- AP Detection

* Available soon. Mesh AP mode is only available through configuration with a Neutron Series Switch.

**User capacity performance results may vary based on topology configuration, structural and architectural elements, environmental factors, type of data traffic, RF capabilities of client devices, distance, RF interference in the operating environment and other factors.

Compare

Indoor Managed Access Points				 (Available in March 2015)	
	EWS360AP	EWS320AP	EWS310AP	EWS300AP	EWS210AP
Standards	802.11a/b/g/n/ac	802.11a/b/g/n	802.11a/b/g/n	802.11b/g/n	802.11b/g/n
Frequency	2.4 & 5 GHz	2.4 & 5 GHz	2.4 & 5 GHz	2.4 GHz	2.4 GHz
2.4 GHz Max. Data Rate	450 Mbps	450 Mbps	300 Mbps	300 Mbps	300 Mbps
5 GHz Max. Data Rate	1300 Mbps	450 Mbps	300 Mbps	N/A	N/A
Radio Chains/Streams	3 x 3:3	3 x 3:3	2 x 2:2	2 x 2:2	2 x 2:2
RF Output Power (2.4 GHz)	28 dBm	28 dBm	29 dBm	29 dBm	29 dBm
RF Output Power (5 GHz)	28 dBm	28 dBm	26 dBm	N/A	N/A
Ethernet Ports	1 x Gigabit Port (PoE+)	1 x Gigabit Port (PoE+)	1 x Gigabit Port (PoE+)	1 x Gigabit Port (PoE+)	1 x Gigabit Port (PoE+)
Power over Ethernet	802.3at	802.3at	802.3af/at	802.3af/at	802.3af/at
Power Consumption (Peak)	22 W	22 W	15.6 W	9 W	9 W
Integrated Antenna	6 x 5 dBi	6 x 5 dBi	4 x 5 dBi	2 x 5 dBi	2 x 5 dBi

Common Key Features

Managed AP Mode Features

- Access Point Mode / Mesh AP Mode* (with Controller Interface)
- Sectorized 3D Antenna (select models)
- Dynamic Channel Optimization
- Guest Network
- Band Steering
- Fast Handover
- Fast Roaming
- Supports connectivity of up to 100+ users**
- WEP, WPA-PSK, WPA2-PSK, WPA-PSK Mixed, WPA-Enterprise, WPA2- Enterprise, WPA-Mixed Enterprise
- 16 SSIDs (8 SSIDS per frequency band)
- Wireless Traffic Shaping
- 802.1q VLAN
- QoS
- IPv6
- Spanning Tree Protocol (STP)
- SSID to VLAN Mapping
- SNMP
- CLI/SSH/Https
- VLAN Isolation
- Client Isolation
- Ping Test/Traceroute Test/Speed Test

Other Features for Stand-alone Mode

- Email Alert
- WiFi Scheduler
- Auto Reboot
- Date and Time Settings
- LED Control
- SYSLOG
- SNMP v1/v2c/v3
- Wireless MAC Filter
- AP Detection

* Available soon. Mesh AP mode is only available through configuration with a Neutron Series Switch.

**User capacity performance results may vary based on topology configuration, structural and architectural elements, environmental factors, type of data traffic, RF capabilities of client devices, distance, RF interference in the operating environment and other factors.

Compare



(Available in March 2015)

Outdoor Managed Access Points	EWS860AP	EWS660AP	EWS600AP
Standards	802.11a/b/g/n/ac	802.11a/b/g/n/ac	802.11b/g/n
Frequency	2.4 & 5 GHz	2.4 & 5 GHz	2.4 GHz
Data Rates	Up to 450 Mbps (2.4 GHz) Up to 1300 Mbps (5 GHz)	Up to 450 Mbps (2.4 GHz) Up to 1300 Mbps (5 GHz)	Up to 300 Mbps (2.4 GHz)
Radio Chains/Streams	3 x 3:3	3 x 3:3	2 x 2:2
RF Output Power	29 dBm	29 dBm	26 dBm
Ingress Protection Rating	68	55	55
Primary Ethernet Port (PoE)	1 x Gigabit Port	1 x Gigabit Port	1 x Fast Ethernet Port
Secondary Ethernet Port	1 x Gigabit Port (PoE Output)	1 x Gigabit Port	1 x Fast Ethernet Port
PoE Compliant	802.3at (PoE+)	802.3at (PoE+)	802.3af
Power Consumption (Peak)	34 W	23 W	TBD
Integrated Antennas	N/A	6 x 5 dBi	N/A
External Antennas	2.4 GHz: 3 x 5 dBi 5 GHz: 3 x 7 dBi	N/A	2.4 GHz: 2 x 5 dBi

Common Key Features

Managed AP Mode Features

- Access Point Mode / Mesh AP Mode* (with Controller Interface)
- Dynamic Channel Optimization
- Guest Network
- Band Steering
- Fast Handover
- Fast Roaming
- Supports connectivity of up to 100+ users**
- WEP, WPA-PSK, WPA2-PSK, WPA-PSK Mixed, WPA-Enterprise, WPA2- Enterprise, WPA-Mixed Enterprise
- 16 SSIDs (8 SSIDS per frequency band)

- Wireless Traffic Shaping
- 802.1q VLAN
- QoS
- IPv6
- Spanning Tree Protocol (STP)
- SSID to VLAN Mapping
- SNMP
- CLI/SSH/Https
- VLAN Isolation
- Client Isolation
- Ping Test/Traceroute Test/Speed Test





Other Features for Stand-alone Mode

- Email Alert
- WiFi Scheduler
- Auto Reboot
- Date and Time Settings
- LED Control
- SYSLOG
- SNMP v1/v2c/v3
- Wireless MAC Filter
- AP Detection

* Available soon. Mesh AP mode is only available through configuration with a Neutron Series Switch.

**User capacity performance results may vary based on topology configuration, structural and architectural elements, environmental factors, type of data traffic, RF capabilities of client devices, distance, RF interference in the operating environment and other factors.

Compare

Controller Switches				
	EWS7952FP	EWS7928FP	EWS7928P	EWS5912FP
Supported EWS AP	50	50	50	20
10/100/1000 BASE-T, PoE+	48	24	24	8
Total PoE Budget	740W	370W (Up to 740W with RPS)	185W	130W
PoE+ Capable Port	1~48	1~24	1~24	1~8
Rackmount	19" 1U	19" 1U	19" 1U	13" 1U
SFP Ports	4	4	4	2
Auto Uplink Gigabit Ports	-	-	-	●
RJ45 Console Port	●	●	●	●
Annual License Fees Per AP	\$0	\$0	\$0	\$0

Common Key Features

L2 Features

- VLAN Group
- Voice VLAN
- 802.3ad Link Aggregation
- 802.1D Spanning Tree (STP)
- 802.1w Rapid Spanning Tree (RSTP)
- 802.1s Multiple Spanning Tree (MSTP)
- Port Mirroring
- Port Trunking
- IGMP Snooping v1/v2/v3
- IGMP Fast Leave
- Power Class Configuration
- MLD Snooping
- Bandwidth Control
- IEEE 802.1X Guest VLAN
- CoS based on 802.1p Priority
- CoS based on Physical Port
- CoS based on TOS
- CoS based on DSCP
- 802.1X Port-based Access Control
- Port Security
- Storm Control
- Port Isolation
- Attack Prevention
- Access Control List (ACL)
- SNMP v1/v2c/v3
- Power Feeding with Priority
- User Defined Power Limit
- Telnet Server
- IEEE802.3az Energy Efficient Ethernet
- BootP/DHCP Client
- Web-based Support
- SNMP v1/v2/v3 Support
- TFTP Client
- TFTP Upgrade
- Command Line Interface (CLI)
- SNMP
- Web UI, Supports Non IE Browser (Chrome, Firefox, Safari)
- SYSLOG
- Cable Diagnostics
- MIB Support (RFC1213, RFC1493, RFC1757, RFC2674)
- RMONv1
- SSH Server

WLAN Management Features

- Access Point Auto Discovery and Provisioning
- Access Point Auto IP-Assignment
- Access Point Cluster Management
- Mesh Network*
- Visual Topology View
- Floor Plan View
- Map View
- Access Point Status Monitoring
- Wireless Client Monitoring
- Wireless Traffic & Usage Statistics
- Real-time Throughput Monitoring
- Bulk Firmware Upgrade Capability
- Remote Access Point Rebooting
- Fast Roaming
- Band Steering
- Traffic Shaping
- Intelligent Diagnostics
- Access Point Device Name Editing
- Access Point Radio Settings
- Fast Handover
- Access Point Client Limiting
- Wireless Security (WEP, WPA/WPA2 Enterprise, WPA/WPA2 PSK)
- VLANs for Access Point- Multiple SSIDs
- Guest Network
- Secure Control Messaging
- SSL Certificate
- Local MAC Address Database
- Remote MAC Address Database (RADIUS)
- Unified Configuration Import / Export

* Available soon. Mesh AP mode is only available through configuration with a Neutron Series Switch.



Visit and Like us on



EnGenius Technologies | 1580 Scenic Ave. Costa Mesa, CA 92626

Features and specifications subject to change without notice. Trademarks and registered trademarks are the property of their respective owners. For United States of America: Copyright © 2013 EnGenius Technologies, Inc. All rights reserved.

Version 4.0 - 12/30/14