




SMART CLEANER CS

PART NUMBER: SCK-SS-CS

FOR CLEANING CS, LC & INTERNAL SHUTTER LC CONNECTORS

Key Product Features


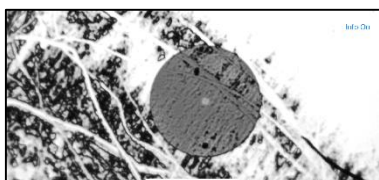


Advantages of the SMART CLEANER CS Reinforced Tip



- Improved alignment of the cleaning tip to the endface of CS and LC connectors
- Opens the internal shutters in LC adapters
- Dual reinforcement ribs strengthen the barrel assembly



Examples Cleaning Using A Single Engagement



Skin Oil Residue on
CS Connector



ISO 12103-1 Fine Test Dust
on LC (50µm OM4)



www.senko.com

Americas

USA East 1-888-32-SENKO
USA West 1-858-623-3300
TEXAS 1-972-661-9080
Sales-Americas@senko.com

Brazil

Brazil +55-21-3736-7065
Sales-Brazil@senko.com

Asia

Hong Kong +852-2121-0156
Shanghai +86-21-5830-4513
Shenzhen +86-755-2533-4893
Sales-Asia@senko.com

Europe

UK +44(0) 1256-700880
Italy +39 011 839 98 28
Poland +48 71 396 36 59
Sales-Europe@senko.com

Asia Pacific

Australia +61 (0) 3 9755 7922
Sales-Asia-Pacific@senko.com

Japan

Tokyo +81 (0) 3 5825 0911
Sales-Japan@senko.com


Cleaning In Adapter CS Duplex Connectors

- 1 Insert cleaner turned 90° to clean End 1
- 2 Push cleaner forward to engage
- 3 Turn cleaner 180 ° to clean End 2
- 4 Push cleaner forward to engage



Cleaning In Adapter LC Connectors - Standard

- 1 Insert cleaner with tip facing upward
- 2 Push cleaner to engage



Cleaning In Adapter LC Connectors – Internal Shutter

- Insert the cleaning tip using the same process as the standard LC adapter
- The shape of the cleaning barrel will engage the internal spring bar to open the internal shutter system

