





Gira E2 flush-mounted installation box



Specification	Order No.	Packing unit	£/piece without VAT	PS	EAN
 1-gang	2891 00	1	4.37	01	4010337049784
 2-gang	2892 00	1	6.25	01	4010337049791
 3-gang	2893 00	1	8.10	01	4010337049807
 4-gang	2894 00	1	9.98	01	4010337049814

Features

- Installation in brickwork by mounting the flush-mounted installation box, e.g. securing it with plaster. Installation of the device box in the flush-mounted installation box like in a common cavity box.

Dimensions in mm

1-gang:	W 92,5	H 91,5	D 64
2-gang:	W 92,5	H 162,5	D 64
3-gang:	W 92,5	H 233,5	D 64
4-gang:	W 92,5	H 304,5	D 64